



ISO A - ISO B - Standard
ISO A - ISO B - Standard
ISO A - ISO B - Standard
ISO A - ISO B - Standard

Features	Caratteristiche	Merkmale	Caractéristiques
Connection by pushing the male coupling	Connessione spingendo la parte maschio	Kuppeln durch Einstecken des Kupplungssteckers	Connexion en poussant le coupleur mâle
Disconnection by pulling back the female sleeve	Disconnessione mediante arretramento ghiera parte femmina	Entkuppeln, durch Zurückziehen der Verriegelungshülse	Déconnexion en tirant la bague femelle
Shut off by flat face valve	Sistema di tenuta mediante valvola piana	Verschluss durch " Flat Face " Ventil	Clapet à Face Plate
Connection under pressure not allowed	Connessione con pressione residua non consentita	Kuppeln unter Druck nicht erlaubt	Connexion sous pression non autorisée
Disconnection under pressure not allowed	Disconnessione in pressione non consentita	Entkuppeln unter Druck nicht erlaubt	Déconnexion sous pression non autorisée
Interchangeability according to ISO 16028	Intercambiabilità secondo norme ISO 16028	Austauschbarkeit gemäß ISO 16028 Standard	Interchangeabilité selon ISO 16028
No spillage during Connection and Disconnection	Assenza di spillaggio durante connessione e disconnessione	Kein Leckage während des Kuppel und Entkuppelvorgangs	Pas de fuites lors de la connexion et la déconnexion

Agriculture
Agriculture
Agriculture

Screw Together
Schraubkupplungen
A Visser

Fields of application
Settori di applicazione
Anwendungsbereiche
Domaines d'application



Check Valves
Valvole
Rückschwenneile
Clapet Anti-retour

Working pressure Pressione di esercizio Betriebsdruck Pression de service	Flow Rate Portata Durchflussmenge Débit	Burst Pressures Pressione di scoppio Berstdruck Pression d'éclatement	Force to Connect Forza di connessione Verbindung Kraft Force de Connexion
* Mate500 * no ISO 16028	@ 0,2 MPa pressure drop		

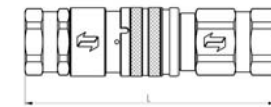
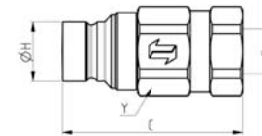
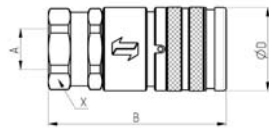
mm	inch	MPa (PSI)	l/min (GPM)	MPa (PSI)	MPa (PSI)	MPa (PSI)	N
*3,2	1/8"	35 (5000)	12 (3,2)	170 (24200)	140 (20000)	180 (25700)	105
6.3	1/4"	35 (5000)	25 (6,6)	170 (24200)	140 (20000)	180 (25700)	110
10	3/8"	35 (5000)	50 (13,2)	170 (24200)	140 (20000)	170 (24200)	150
12.5	1/2"	35 (5000)	110 (29)	140 (20000)	140 (20000)	170 (24200)	210
16	5/8"	35 (5000)	125 (33)	140 (20000)	140 (20000)	140 (20000)	205
19	3/4"	35 (5000)	160 (42,4)	140 (20000)	140 (20000)	140 (20000)	215
25	1"	35 (5000)	230 (60,7)	140 (20000)	140 (20000)	170 (24200)	280

Diagnostic
Diagnostik
Kümpfung
Diagnostic

Technical Specifications	Specifiche Tecniche	Technische Daten	Caractéristiques Techniques
High grade carbon steel with heat treated wear parts.	acciaio ad alto tenore di carbonio con parti sollecitate, trattate termicamente	High Quality Karbonstahl Induktionsgehärtet in besonders beanspruchter Stresszone	Acier à haute teneur en carbone avec traitement thermique des pièces d'usure
Polyurethane and NBR Backup ring in PTFE	Poliuretano e NBR Anello antiestrusione PTFE	Polyurethan und NBR Stützring in PTFE	Polyuréthane et NBR Anneau anti-extrusion en PTFE
-25°C to +100°C (-13°F to +212°F)	-25°C a +100°C (-13°F a +212°F)	-25°C to +100°C (-13°F to +212°F)	-25°C à +100°C (-13°F à +212°F)
Mate1000	Mate1000	Mate1000	Mate1000
100.000 cycles at 133% of rated pressure disconnected 1.000.000 cycles at 133% of rated pressure connected. Tested according to ISO 7241-2 specifications	100.000 cicli al 133% della pressione d'esercizio a innesti disconnessi 1.000.000 di cicli al 133% della pressione d'esercizio innesti connessi. Prove effettuate secondo norme ISO 7241-2	100.000 Zyklen bei 133% des angegebenen Betriebsdruckes ungekuppelt 1.000.000 Zyklen bei 133% des angegebenen Betriebsdruckes gekuppelt. Gemäß ISO 7241-2	100.000 cycles à 133% de la pression de service, déconnecté 1.000.000 de cycles à 133% de la pression de service, connecté. Testé selon les normes ISO 7241-2

Flat face
Fianchicilind
Clapet à Face Plate

MultiMaster
MultiKupplungen
MultiMaster



Female – Femmina – Muffe – Femelle :

Size Base BG Taille	Thread Filetto Anschluss Filetage	Part Number Codice Articolo Artikelnummer Désignation	A	B	D	P	X	Weight Peso Gewicht Poids	Package Confezione Packagingseinheit Colis
mm	inch.		mm (in)	mm (in)	mm (in)	mm (in)	mm (in)	g (lbs)	No.
3.2	1/8"	F	FFH02 18GAS F	1/8" BSP Female	46 (1.81)	20 (0.79)		18 (0.71)	
6.3	1/4"	F	FFH04 14GAS F	1/4" BSP Female	59 (2.32)	27 (1.06)		24 (0.94)	
6.3	1/4"	F	FFH04 14NPT F	1/4" NPTF Female	59 (2.32)	27 (1.06)		24 (0.94)	
10	3/8"	F	FFH06 38GAS F	3/8" BSP Female	75 (2.95)	30 (1.18)		27 (1.06)	
10	3/8"	F	FFH06 12GAS F	1/2" BSP Female	79 (3.11)	30 (1.18)		27 (1.06)	
10	3/8"	F	FFH06 38NPT F	3/8" NPTF Female	75 (2.95)	30 (1.18)		27 (1.06)	
10	3/8"	F	FFH06 12NPT F	1/2" NPTF Female	78 (3.07)	30 (1.18)		27 (1.06)	
10	3/8"	F	FFH06 12SAE F	3/4" UNF Female ORB	79 (3.11)	30 (1.18)		27 (1.06)	
10	3/8"	2/	FFH06-2/1815 F	M18x1,5 Male 12L	75 (2.95)	30 (1.18)		27 (1.06)	
10	3/8"	2/	FFH06-2/2215 F	M22x1,5 Male 15L	87 (3.43)	30 (1.18)		27 (1.06)	
10	3/8"	7/	FFH06-7/1815 F	M18x1,5 Male Bulkhead Short 12L	101 (3.98)	30 (1.18)	26 (1.02)	27 (1.06)	
10	3/8"	7/	FFH06-7/2215 F	M22x1,5 Male Bulkhead Short 15L	98 (3.86)	30 (1.18)	26 (1.02)	27 (1.06)	
12.5	1/2"	F	FFH08 12GAS F	1/2" BSP Female	81 (3.19)	38 (1.50)		34 (1.34)	
12.5	1/2"	F	FFH08 34GAS F	3/4" BSP Female	85 (3.35)	38 (1.50)		34 (1.34)	
12.5	1/2"	F	FFH08 12NPT F	1/2" NPTF Female	81 (3.19)	38 (1.50)		32 (1.26)	
12.5	1/2"	F	FFH08 34NPT F	3/4" NPTF Female	81 (3.19)	38 (1.50)		34 (1.34)	
12.5	1/2"	F	FFH08 12SAE F	3/4" UNF Female ORB	81 (3.19)	38 (1.50)		32 (1.26)	
12.5	1/2"	F	FFH08 58SAE F	7/8" UNF Female ORB	81 (3.19)	38 (1.50)		34 (1.34)	
12.5	1/2"	F	FFH08 34SAE F	1-1/16" UN Female ORB	87 (3.43)	38 (1.50)		34 (1.34)	
12.5	1/2"	12/	FFH08-12/58S F	1" UNS Male Bulkhead ORFS	112 (4.41)	38 (1.50)	38 (1.50)	32 (1.26)	
12.5	1/2"	12/	FFH08-12/34S F	1-3/16" UN Male Bulkhead ORFS	113 (4.45)	38 (1.50)	39 (1.54)	36 (1.42)	
12.5	1/2"	1	FFH08-14/58S F	7/8" - 14 UNF 2A Male Bulkhead	111 (4.37)	38 (1.50)	42 (1.65)	34 (1.34)	
12.5	1/2"	14/	FFH08-14/34S F	1-1/16" - 12 UN 2A Male Bulkhead	116 (4.57)	38 (1.50)	45 (1.77)	34 (1.34)	
16	5/8"	F	FFH10 34GAS F	3/4" BSP Female	92 (3.62)	42 (1.65)		38 (1.50)	
16	5/8"	F	FFH10 34SAE F	1-1/16" UN Female ORB	95 (3.74)	42 (1.65)		38 (1.50)	
19	3/4"	F	FFH12 34GAS F	3/4" BSP Female	100 (3.94)	48 (1.89)		42 (1.65)	
19	3/4"	F	FFH12 1GAS F	1" BSP Female	104 (4.09)	48 (1.89)		42 (1.65)	
19	3/4"	F	FFH12 34NPT F	3/4" NPTF Female	100 (3.94)	48 (1.89)		42 (1.65)	
19	3/4"	F	FFH12 34SAE F	1-1/16" UN Female ORB	104 (4.09)	48 (1.89)		42 (1.65)	
19	3/4"	F	FFH12 1SAE F	1-5/16" UN Female ORB	104 (4.09)	48 (1.89)		42 (1.65)	
19	3/4"	12/	FFH12-12/34S F	1-3/16" UN Male Bulkhead ORFS	133 (5.24)	48 (1.89)	41 (1.61)	42 (1.65)	
19	3/4"	14/	FFH12-14/34S F	1-1/16" - 12 UN 2A Male Bulkhead	136 (5.35)	48 (1.89)	44 (1.73)	42 (1.65)	
25	1"	F	FFH16 1GAS F	1" BSP Female	100 (3.94)	55 (2.17)		50 (1.97)	
25	1"	F	FFH16 1NPT F	1" NPT Female	100 (3.94)	55 (2.17)		50 (1.97)	
25	1"	F	FFH16 1SAE F	1-5/16" UN Female ORB	100 (3.94)	55 (2.17)		50 (1.97)	
25	1"	F	FFH16 114GAS F	1-1/4" BSP Female	103 (4.06)	55 (2.17)		50 (1.97)	

Male – Maschio – Stecker – Male :

Size Base BG Taille	Thread Filetto Anschluss Filetage	Part Number Codice Articolo Artikelnummer Désignation	E	C	H	L	P	Y	Weight Peso Gewicht Poids	Package Confezione Packagingseinheit Colis
mm	inch.		mm (in)	mm (in)	mm (in)	mm (in)	mm (in)	mm (in)	g (lbs)	
3.2	1/8"	F	FFH02 18GAS M	1/8" BSP Female	44 (1.73)	11.6 (0.46)	80 (3.15)		16 (0.63)	
6.3	1/4"	F	FFH04 14GAS M	1/4" BSP Female	49 (1.93)	16.1 (0.63)	97 (3.82)		24 (0.94)	
6.3	1/4"	F	FFH04 14NPT M	1/4" NPTF Female	49 (1.93)	16.1 (0.63)	96 (3.78)		24 (0.94)	
10	3/8"	F	FFH06 38GAS M	3/8" BSP Female	68 (2.68)	19.7 (0.78)	127 (5.00)		30 (1.18)	
10	3/8"	F	FFH06 12GAS M	1/2" BSP Female	73 (2.87)	19.7 (0.78)	126 (4.96)		27 (1.06)	
10	3/8"	F	FFH06 38NPT M	3/8" NPTF Female	68 (2.68)	19.7 (0.78)	122 (4.80)		27 (1.06)	
10	3/8"	F	FFH06 12NPT M	1/2" NPTF Female	72 (2.83)	19.7 (0.78)	132 (5.20)		27 (1.06)	
10	3/8"	F	FFH06 12SAE M	3/4" UNF Female ORB	72 (2.83)	19.7 (0.78)	126 (4.96)		27 (1.06)	
10	3/8"	2/	FFH06-2/1815 M	M18x1,5 Male 12L	72 (2.83)	19.7 (0.78)	120 (4.72)		27 (1.06)	
10	3/8"	2/	FFH06-2/2215 M	M22x1,5 Male 15L	73 (2.87)	19.7 (0.78)	122 (4.80)		27 (1.06)	
10	3/8"	7/	FFH06-7/1815 M	M18x1,5 Male Bulkhead Short 12L	87 (3.43)	19.7 (0.78)	153 (6.02)	26 (1.02)	27 (1.06)	
10	3/8"	7/	FFH06-7/2215 M	M22x1,5 Male Bulkhead Short 15L	89 (3.50)	19.7 (0.78)	157 (6.18)	26 (1.02)	27 (1.06)	
12.5	1/2"	F	FFH08 12GAS M	1/2" BSP Female	75 (2.95)	24.5 (0.96)	142 (5.59)		34 (1.34)	
12.5	1/2"	F	FFH08 34GAS M	3/4" BSP Female	78 (3.07)	24.5 (0.96)	151 (5.94)		34 (1.34)	
12.5	1/2"	F	FFH08 12NPT M	1/2" NPTF Female	77 (3.03)	24.5 (0.96)	145 (5.71)		32 (1.26)	
12.5	1/2"	F	FFH08 34NPT M	3/4" NPTF Female	77 (3.03)	24.5 (0.96)	148 (5.83)		34 (1.34)	
12.5	1/2"	F	FFH08 12SAE M	3/4" UNF Female ORB	75 (2.95)	24.5 (0.96)	145 (5.71)		32 (1.26)	
12.5	1/2"	F	FFH08 58SAE M	7/8" UNF Female ORB	76 (2.99)	24.5 (0.96)	152 (5.98)		34 (1.34)	
12.5	1/2"	F	FFH08 34SAE M	1-1/16" UN Female ORB	81 (3.19)	24.5 (0.96)	154 (6.06)		34 (1.34)	
12.5	1/2"	12/	FFH08-12/58S M	1" UNS Male Bulkhead ORFS	104 (4.09)	24.5 (0.96)	196 (7.72)	38 (1.50)	32 (1.26)	
12.5	1/2"	12/	FFH08-12/34S M	1-3/16" UN Male Bulkhead ORFS	105 (4.13)	24.5 (0.96)	198 (7.79)	39 (1.54)	36 (1.42)	
12.5	1/2"	14/	FFH08-14/58S M	7/8" UNF Male Bulkhead ORFS	104 (4.09)	24.5 (0.96)	201 (7.90)	40 (1.57)	34 (1.34)	
12.5	1/2"	14/	FFH08-14/34S M	1-1/16" UN Male Bulkhead ORFS	108 (4.25)	24.5 (0.96)	209 (8.23)	44 (1.73)	34 (1.34)	
16	5/8"	F	FFH10 34GAS M	3/4" BSP Female	91 (3.58)	27 (1.06)	169 (6.65)		38 (1.50)	
16	5/8"	F	FFH10 34SAE M	1-1/16" UN Female ORB	94 (3.70)	27 (1.06)	169 (6.65)		38 (1.50)	
19	3/4"	F	FFH12 34GAS M	3/4" BSP Female	102 (4.01)	29.9 (1.18)	180 (7.09)		42 (1.65)	
19	3/4"	F	FFH12 1GAS M	1" BSP Female	102 (4.01)	29.9 (1.18)	181 (7.13)		42 (1.65)	
19	3/4"	F	FFH12 34NPT M	3/4" NPTF Female	102 (4.01)	29.9 (1.18)	179 (7.05)		42 (1.65)	
19	3/4"	F	FFH12 34SAE M	1-1/16" UN Female ORB	102 (4.01)	29.9 (1.18)	179 (7.05)		42 (1.65)	
19	3/4"	F	FFH12 1SAE M	1-5/16" UN Female ORB	102 (4.01)	29.9 (1.18)	180 (7.09)		42 (1.65)	
19	3/4"	12/	FFH12-12/34S M	1-3/16" UN Male Bulkhead ORFS	127 (5.00)	29.9 (1.18)	236 (5.29)	41 (1.61)	42 (1.65)	
19	3/4"	14/	FFH12-14/34S M	1-1/16" UN Male Bulkhead ORFS	130 (5.12)	29.9 (1.18)	244 (5.61)	44 (1.73)	42 (1.65)	
25	1"	F	FFH16 1GAS M	1" BSP Female	106 (4.17)	36 (1.42)	183 (7.20)		55 (2.17)	
25	1"	F	FFH16 1NPT M	1" NPT Female	107 (4.21)	36 (1.42)	184 (7.24)		55 (2.17)	
25	1"	F	FFH16 1SAE M	1-5/16" UN Female ORB	106 (4.17)	36 (1.42)	183 (7.20)		55 (2.17)	
25	1"	F	FFH16 114GAS M	1-1/4" BSP Female	109 (4.29)	36 (1.42)	189 (7.44)		55 (2.17)	

ISO A - ISO B - Standard
 ISO A - ISO B - Standard
 ISO A - ISO B - Standard
 ISO A - ISO B - Standard
 ISO A - ISO B - Standard
 Agriculture
 Ausfertigung Agrichtechnik
 Agriculture
 Screw Together
 Schraubverbindungen
 A Visser
 Check Valves
 Ventile
 Rückschläventile
 Clapet Anti-retour
 Diagnostic
 Diagnostik
 Diagnostik Kupplung
 Diagnostic
 Flat Face
 Innensicht
 Flachschlehd
 Clapet & Face Plat
 Flat Face
 Innensicht
 Flachschlehd
 Clapet & Face Plat
 Multifaster
 Multifasterei
 Multifasterei
 Multifasterei

Accessories - Accessori - Zubehör - Accessoires

Size Base BG Taille		Dust protections Tappi Protezione Staubschutzhülle Capuchons		Dust protections Tappi Protezione Staubschutzhülle Capuchons		Seal Kits Guarnizioni di ricambio Ersatzdichtungen Joints		Package Confezione Packungseinheit Colis	
		PVC		Aluminum		PVC		Aluminum	
mm	inch.	Part Number Codice Articolo Artikelnummer Désignation	Colour Colore Farbe Couleur	Part Number Codice Articolo Artikelnummer Désignation	Part Number Codice Articolo Artikelnummer Désignation	Colour Colore Farbe Couleur	Part Number Codice Articolo Artikelnummer Désignation		
3,2	1/8"							SK FFH02	1*
6,3	1/4"	TM 2FI14	●	TM 2FI14 S	TF 2FI14	●	TF 2FI14 S	SK MF 14	1**
10	3/8"	TMF 38	●	TM 2FN38 S	TFF 38	●	TF 2FN38 S	SK FFH06	1**
12,5	1/2"	TM 2FI12	●	TM 2FI12 S	TF 2FI12	●	TF 2FI12 S	SK FFH08	1***
16	5/8"	TM 2FI58	●		TF 2FI58	●		SK FFH10	1***
19	3/4"	TM 2FI34	●	TM 2FI34 S	TF 2FI34	●	TF 2FI34 S	SK FFH12	1***
25	1"	TM 2FI1	●	TM 2FI1 S	TM 2FI1	●	TF 2FI1 S	SK FFH16	1***

* - 10 NBR & PTFE seals ** - 10 Polyurethane seals *** - 10 Polyurethane & PTFE seals

For pressures > 35 MPa (5075 PSI) use NPT thread
 Usare filetto NPT per pressioni > 35 MPa (5075 PSI)
 NPT Gewinde für > 35 MPa (5075 PSI) benutzen
 Pour les pressions > 35 MPa (5075 PSI) utiliser le filetage NPT

Thread Filetto Anschluss Filetage

