

ISO A - ISO B - Standard
ISO A - ISO B - Standard
ISO A - ISO B - Standard
ISO A - ISO B - Standard

Agriculture
Agricoltura
Agriculture
Agriculture

Screw Together
A Visser
Screw Together
A Visser

Clapet Valves
Valvole Unidirezionali
Clapet Anti-retour

Diagnostic
Diagnostik
Diagnostic

Flat Face
Innessi a Face Piana
Flachdichtend
Clapet a Face Plat

Multifaster
Multiuruzioni
Multifaster

Features	Caratteristiche	Merkmale	Caractéristiques
Connection by pulling back the sleeve	Connessione mediante arretramento ghiera parte femmina	Kuppeln durch Zurückziehen der Verriegelungshülse und Einstecken des Steckers	Connexion en poussant le coupleur mâle
Disconnection by pulling back the female sleeve	Disconnessione mediante arretramento ghiera parte femmina	Entkuppeln, durch Zurückziehen der Verriegelungshülse	Déconnexion en tirant la bague femelle
Shut off by poppet valve	Sistema di tenuta mediante valvola	Verschluss durch Kegelventil	Système d'étanchéité à clapet standard
Connection under pressure not allowed	Connessione in pressione non consentita	Kuppeln unter Druck nicht erlaubt	Connexion sous pression non autorisée
Disconnection under pressure not allowed	Disconnessione in pressione non consentita	Entkuppeln unter Druck nicht erlaubt	Déconnexion sous pression non autorisée
Interchangeability according to ISO 7241-1 Part A for 1/2" size only	Intercambiabilità secondo norme ISO 7241-1 Part A solo per 1/2"	Austauschbarkeit gemäß ISO 7241-1 Teil A nur BG 1/2"	Interchangeability selon ISO 7241-1 part A seulement pur 1/2"

Fields of application
Settori di applicazione
Anwendungsbereiche
Domaines d'application

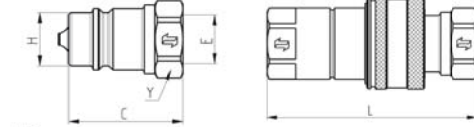


Size Base BG Taille	Working pressure Pressione di esercizio Betriebsdruck Pression de service	Flow Rate Portata Durchsatz Débit	Burst Pressures Pressione di scoppio Berstdruck Pression d'éclatement
		① 0,2 MPa pressure drop	
mm	MPa (PSI)	l/min (GPM)	MPa (PSI)
6.3 1/4"	35 (5000)	15 (3.9)	140 (20000)
10 3/8"	30 (4500)	50 (13,2)	120 (17400)
12.5 1/2"	30 (4500)	75 (19,8)	120 (17400)
19 3/4"	30 (4500)	150 (39,6)	120 (17400)
25 1"	25 (3625)	230 (60,8)	100 (14500)
31.5 1 1/4"	22 (3300)	340 (89,8)	90 (13500)
40 1 1/2"	20 (3000)	450 (119)	80 (12000)
50 2"	15 (2250)	1000 (264)	60 (9000)

Technical Specifications	Specifiche Tecniche	Technische Daten	Caractéristiques Techniques
High grade carbon steel with heat treated wear parts.	Acciaio ad alto tenore di carbonio con parti sollecitate, trattate termicamente	High Quality Karbonstahl Induktionsgehärtet in besonders beanspruchter Stresszone	Acier à haute teneur en carbone rempé ou carbonitruré pour les parties particulièrement stressées
NBR Backup ring in PTFE	NBR Anello antiestrusione PTFE	NBR Stützring in PTFE	NBR Anneau anti-extrusion en PTFE
-25°C to +125°C (-13°F to +257°F)	-25°C a +125°C (-13°F a +257°F)	-25°C to +125°C (-13°F to +257°F)	-25°C à +125°C (-13°F à +257°F)
Mate500®	Mate500®	Mate500®	Mate500®
According to ISO 7241-2	Secondo la norma ISO 7241-2	Gemäß ISO 7241-2	Selon la norme ISO 7241-2

Female - Femmina - Muffe - Femelle :

Size Base BG Taille	Thread Filetto Anschluss Filetage	Part Number Codice Articolo Artikelnummer Désignation	A	B	D	X	Weight Peso Gewicht Poids	Package Confezione Packagingseinheit Collis
mm	inch.		mm (in)	mm (in)	mm (in)	mm (in)	g (lbs)	No.
6.3	1/4"	F NV 14 GAS F	1/4" BSP Female	50 (1.97)	27 (1.06)	19 (0.75)	101	40
6.3	1/4"	F NV 14 NPT F	1/4" NPTF Female	50 (1.97)	27 (1.06)	19 (0.75)	101	40
6.3	1/4"	F NV 14-38SAE F	9/16" UNF Female	53 (2.09)	27 (1.06)	19 (0.75)	101	40
10	3/8"	F NV 38 GAS F	3/8" BSP Female	60 (2.36)	33 (1.30)	24 (0.94)	187	25
10	3/8"	F NV 38 NPT F	3/8" NPTF Female	60 (2.36)	33 (1.30)	24 (0.94)	187	25
10	3/8"	F NV 38-38SAE F	9/16" UNF Female	60 (2.36)	33 (1.30)	24 (0.94)	190	25
12.5	1/2"	F NV 12 GAS F	1/2" BSP Female	66 (2.60)	38 (1.50)	27 (1.06)	253	20
12.5	1/2"	F NV 12 NPT F	1/2" NPTF Female	66 (2.60)	38 (1.50)	27 (1.06)	255	20
12.5	1/2"	F NV 12-12SAE F	3/4" UNF Female ORB	66 (2.60)	38 (1.50)	27 (1.06)	259	20
12.5	1/2"	F NV 12-58SAE F	7/8" UNF Female ORB	66 (2.60)	38 (1.50)	27 (1.06)	259	20
12.5	1/2"	F NV 2215 F	M22X1,5 Female	66 (2.60)	38 (1.50)	27 (1.06)	255	20
12.5	1/2"	0 NV 0/2215 F	M22X1,5 Female	66 (2.60)	38 (1.50)	27 (1.06)	255	20
20	3/4"	F NV 34 GAS F	3/4" BSP Female	83 (3.27)	48 (1.89)	34 (1.34)	499	12
20	3/4"	F NV 34 NPT F	3/4" NPTF Female	83 (3.27)	48 (1.89)	34 (1.34)	507	12
25	1"	F NV 1 GAS F	1" BSP Female	100 (3.94)	56 (2.20)	41 (1.61)	819	8
25	1"	F NV 1 NPT F	1" NPTF Female	100 (3.94)	56 (2.20)	41 (1.61)	844	8
31.5	1-1/4"	F NV114 GAS F	1-1/4" BSP Female	115 (4.53)	70 (2.76)	50 (1.97)	1454	3
31.5	1-1/4"	F NV114 NPT F	1-1/4" NPTF Female	115 (4.53)	70 (2.76)	50 (1.97)	1459	3
40	1-1/2"	F NV112 GAS F	1-1/2" BSP Female	128 (5.04)	84 (3.31)	60 (2.36)	2378	2
40	1-1/2"	F NV112 NPT F	1-1/2" NPTF Female	128 (5.04)	84 (3.31)	60 (2.36)	2388	2
50	2"	F NV 2 GAS F	2" BSP Female	151 (5.94)	119 (4.69)	75 (2.95)	4766	2



Male - Maschio - Stecker - Male :

Size Base BG Taille	Thread Filetto Anschluss Filetage	Part Number Codice Articolo Artikelnummer Désignation	E	C	L	H	Y	Weight Peso Gewicht Poids	Package Confezione Packagingseinheit Collis
mm.	inch.		mm (in)	mm (in)	mm (in)	mm (in)	mm (in)	g (lbs)	No.
6.3	1/4"	F NV 14 GAS M	1/4" BSP Female	33 (1.30)	61 (2.40)	14 (0.55)	19 (0.75)	39	100
6.3	1/4"	F NV 14 NPT M	1/4" NPTF Female	33 (1.30)	61 (2.40)	14 (0.55)	19 (0.75)	39	100
6.3	1/4"	F NV 14-38SAE M	9/16" UNF Female	36 (1.42)	66 (2.60)	14 (0.55)	19 (0.75)	40	100
10	3/8"	F NV 38 GAS M	3/8" BSP Female	39 (1.54)	78 (3.07)	19 (0.75)	24 (0.94)	73	50
10	3/8"	F NV 38 NPT M	3/8" NPTF Female	39 (1.54)	78 (3.07)	19 (0.75)	24 (0.94)	74	50
10	3/8"	F NV 38-38SAE M	9/16" UNF Female	39 (1.54)	78 (3.07)	19 (0.75)	24 (0.94)	75	50
12.5	1/2"	F NV 12 GAS M	1/2" BSP Female	44 (1.73)	88 (3.46)	21 (0.83)	27 (1.06)	83	40
12.5	1/2"	F NV 12 NPT M	1/2" NPTF Female	44 (1.73)	88 (3.46)	21 (0.83)	27 (1.06)	86	40
12.5	1/2"	F NV 12-12SAE M	3/4" UNF Female ORB	44 (1.73)	85 (3.35)	21 (0.83)	27 (1.06)	89	40
12.5	1/2"	F NV 12-58SAE M	7/8" UNF Female ORB	44 (1.73)	85 (3.35)	21 (0.83)	27 (1.06)	89	40
12.5	1/2"	F NV 2215 M	M22X1,5 Female	44 (1.73)	85 (3.35)	21 (0.83)	27 (1.06)	86	40
12.5	1/2"	0 NV 0/2215 M	M22X1,5 Female	47 (1.85)	88 (3.46)	21 (0.83)	27 (1.06)	86	40
20	3/4"	F NV 34 GAS M	3/4" BSP Female	54 (2.13)	108 (4.25)	28 (1.10)	34 (1.34)	175	25
20	3/4"	F NV 34 NPT M	3/4" NPTF Female	54 (2.13)	108 (4.25)	28 (1.10)	34 (1.34)	179	25
25	1"	F NV 1 GAS M	1" BSP Female	66 (2.60)	132 (5.20)	31 (1.22)	41 (1.61)	289	15
25	1"	F NV 1 NPT M	1" NPTF Female	66 (2.60)	132 (5.20)	31 (1.22)	41 (1.61)	298	15
31.5	1-1/4"	F NV114 GAS M	1-1/4" BSP Female	73 (2.87)	146 (5.75)	44 (1.73)	50 (1.97)	522	8
31.5	1-1/4"	F NV114 NPT M	1-1/4" NPTF Female	73 (2.87)	146 (5.75)	44 (1.73)	50 (1.97)	534	8
40	1-1/2"	F NV112 GAS M	1-1/2" BSP Female	83 (3.27)	166 (6.54)	53 (2.09)	60 (2.36)	899	6
40	1-1/2"	F NV112 NPT M	1-1/2" NPTF Female	83 (3.27)	166 (6.54)	53 (2.09)	60 (2.36)	913	6
50	2"	F NV 2 GAS M	2" BSP Female	100 (3.94)	200 (7.87)	82 (3.23)	75 (2.95)	2282	2

ISO A - ISO B - Standard
ISO A - ISO B - Standard
ISO A - ISO B - Standard
ISO A - ISO B - Standard

Agriculture
Agricoltura
Agriculture
Agriculture

Screw Together
A Visser
Screw Together
A Visser




Clapet Valves
Valvole Unidirezionali
Clapet Anti-retour

Diagnostic
Diagnostik
Diagnostic

Flat Face
Innessi a Face Piana
Flachdichtend
Clapet a Face Plat

Multifaster
Multiuruzioni
Multifaster

Accessories - Accessori - Zubehör - Accessoires

Size Base BG Taille		Dust protections Tappi Protezione Staubschutzteile Capuchons		Dust protections Tappi Protezione Staubschutzteile Capuchons		Seal Kits Guarnizioni di ricambio Ersatzdichtungen Joints		Package Confezione Packungseinheit Colis	
									
		PVC		Aluminum		PVC		Aluminum	
mm	inch	Part Number Codice Articolo Artikelnummer Désignation	Colour Colore Farbe Couleur	Part Number Codice Articolo Artikelnummer Désignation	Part Number Codice Articolo Artikelnummer Désignation	Colour Colore Farbe Couleur	Part Number Codice Articolo Artikelnummer Désignation		
6.3	1/4"	TF 14	●	TF 14 S	TM 14	●	TM 14 S	SK NV 14	1*
10	3/8"	TF 38	●	TF 38 S	TM 38	●	TM 38 S	SK NV 38	1*
12.5	1/2"	TF 12	●	TF 12 S	TM 12 L	●	TM 12 S	SK NV 12	1*
20	3/4"	TF 34	●	TF 34 S	TM 34	●	TM 34 S	SK NV 34	1*
25	1"	TF 1	●	TF 1 S	TM 1	●	TM 1 S	SK NV 1	1*
31.5	1-1/4"	--	--	TF114 S	--	--	TM114 S	SK NV 114	1**
40	1-1/2"	--	--	TF112 S	--	--	TM112 S	SK NV 112	1**
50	2"	--	--	TF 2 S	--	--	TM 2 S	SK NV 2	1**

*10 O'rings + 10 PTFE rings ** 5 O'rings

Thread Filetto Anschluss Filetage

